

# "HOUSING" SERIES

New Generation

"房屋署"系列 — 出路箱 — TYPE I & IV

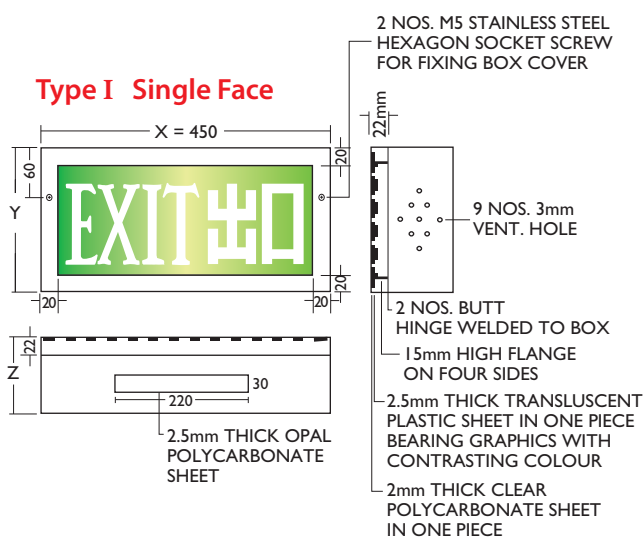
This series of exit sign boxes are tailor-made to Hong Kong Housing Authority. The box is constructed by 1mm thick GMS sheet.



"CRYSTALITE" Cat. CX-8-B-I



"CRYSTALITE" Cat. CX-8-BD-IV

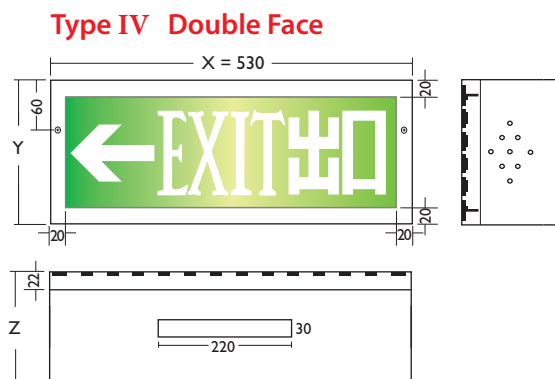


## LEGEND

MODIFIED GARAMOND



HELVETICA



## LEGEND

MODIFIED GARAMOND



HELVETICA



## Technical Data

Model	Type	Dimension (mm)			Description
		X	Y	Z	
CX-8-B-I	I	450	180	95	Single-face, 1 piece of 300mm 8W fluorescent fitting
CX-8-BD-I	I	450	180	150	Double-face, 1 piece of 300mm 8W fluorescent fitting
CX-8-B-IV	IV	530	180	95	Single-face, 1 piece of 300mm 8W fluorescent fitting
CX-8-BD-IV	IV	530	180	150	Double-face, 1 piece of 300mm 8W fluorescent fitting

# "HOUSING" SERIES

New Generation

"房屋署"系列 — 出路箱 — TYPE I & IV

## MOUNTING METHOD 'A' PENDANT-MOUNT



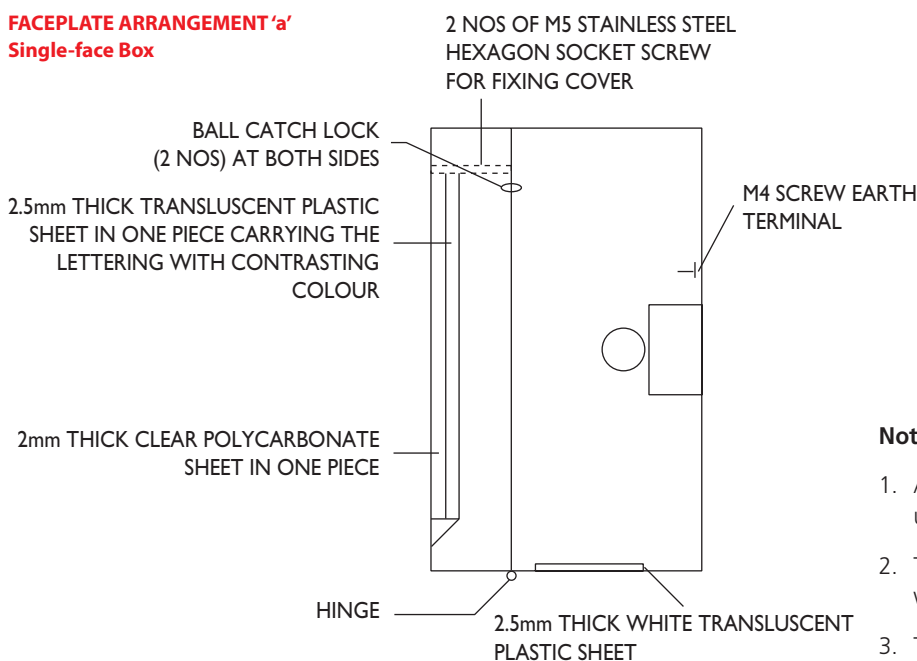
## MOUNTING METHOD 'B' WALL-MOUNT



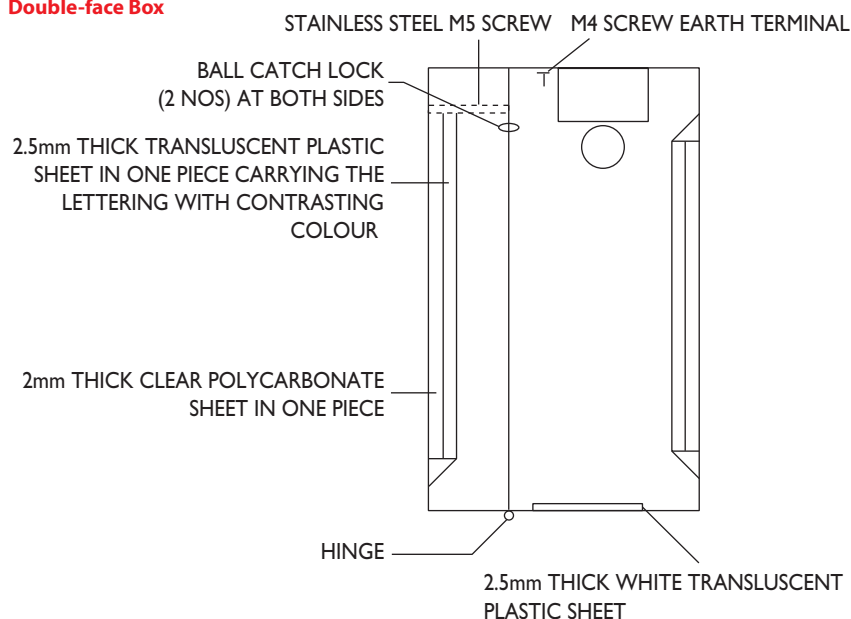
## MOUNTING METHOD 'C' CEILING-MOUNT



### FACEPLATE ARRANGEMENT 'a' Single-face Box



### FACEPLATE ARRANGEMENT 'b' Double-face Box



### Notes

1. All dimensions shown are in millimeter unless otherwise specified.
2. The complete exit sign shall comply with the latest requirement of F.S.D..
3. The exit sign shall have a rigid enclosure made of 1mm thick sheet metal. Doors shall be hinged
4. The front panel shall be made of flame resistant and vandal resistant plastic.
5. Incoming supply and earth wiring shall be terminated at the terminal block inside the exit sign.
6. Type of exit sign, kind of arrangement, mounting method and colour contrast shall be decided by contract manager.
7. A sample of exit sign / directional sign shall be submitted for approval prior to fabrication.



SELF-CONTAINED EMERGENCY LIGHTING SYSTEM  
Content is subject to change without notice